

5

0. Table of Contents	1. SNC at a Glance	2. Student Headcount	3. Graduates by Discipline	4. Graduates by Minor	5. Majors & Minors on File	6. Course Enrollment by	7. Library Resources	8. Academic Support
----------------------	--------------------	----------------------	----------------------------	-----------------------	----------------------------	-------------------------	----------------------	---------------------



Multiple tabs, each with different information. Use slider to scroll through tab options.

Table of Contents

Hover over Division to view a list of dashboards associated with that Division.
Use the slider under the tabs to scroll through all available dashboards.

Academic Affairs	Business & Finance
Enrollment Management & Communications	Mission & Student Affairs



Hover over each box for a drop down list of topics in the section

Please see www.snc.edu/oie for more information. If questions, please email oie@snc.edu

2018-2019 St. Norbert College Factbook by Office of Institutional Effectiveness

- 7. Library Resources
- 8. Academic Support
- 9. Study Abroad
- 10. Graduation & Retention
- 11. Freshmen Profile
- 12. Undergrad Profile
- 13. Athletics
- 14. Geographic Distribution
- 15. Faculty Profile

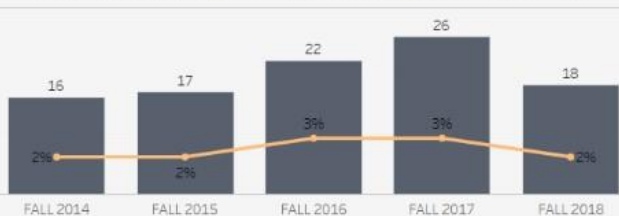


Undergraduate Geographic Distribution

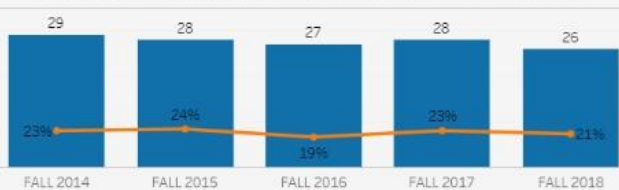
Hover for information

Year
(Multiple values)

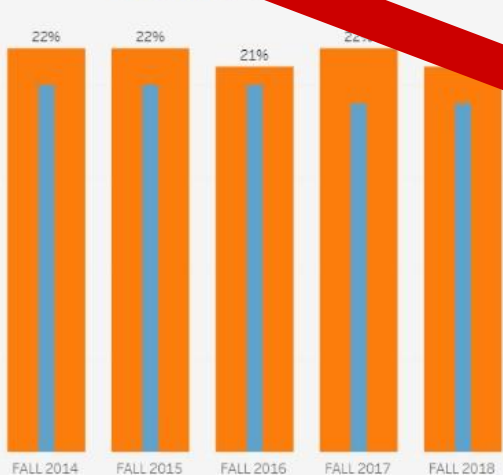
Number of Foreign Countries Represented by UG Student Body and Percentage of UG Students Whose Primary Residence is Outside U.S.



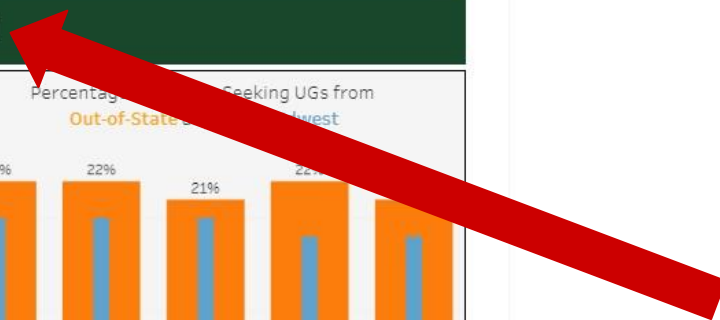
Number of States Represented by UG Student Body and Percentage of Degree-Seeking First-time Freshmen Students from Out-of-State



Percentage of Degree-Seeking UGs from Out-of-State



Each tab has an information box which explains what you are looking at, when the data was last updated, and the data source. Hover over the box to view the information.



Each tab has an additional filter(s) box which allows the user to refine the data to meet their specific data needs. You will see that data is often available for numerous years.

Please see www.snc.edu/oie for more information. If questions, please email oie@snc.edu

2018-2019 St. Norbert College Factbook by Office of Institutional Effectiveness

- 7. Library Resources
- 8. Academic Support
- 9. Study Abroad
- 10. Graduation & Retention
- 11. Freshmen Profile
- 12. Undergrad Profile
- 13. Athletics
- 14. Geographic Distribution
- 15. Faculty Profile

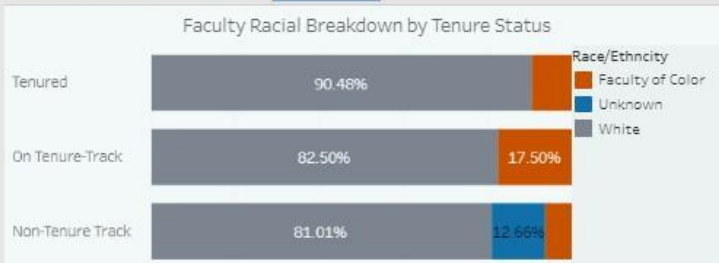
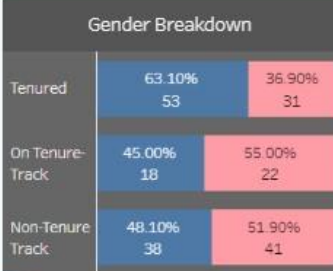


Hover for information

Year: 2018 | Tenure: (All) | Rank: (All) | IPEDS FT/PT Status: (All) | Division: (All) | Gender: (All)

203

Total Instructional Faculty



Here is another example of filters the user can apply to the data in this tab to narrow down information.

If using multiple filters at once, the data will adjust to match all of your selections. The filters work in tandem to refine your data request.

Please see www.snc.edu/oie for more information. If questions, please email oie@snc.edu